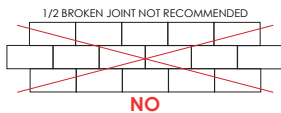


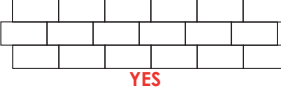


	Technical Specifications	Standard Requirements	Test Results
	Water Absorption UNI EN ISO 10545-03	$E \leq 0.5\%$	$\leq 0.5\%$
	Breaking Strength UNI EN ISO 10545-04	$\geq 1300 \text{ N}$	9mm > 1300 N 2CM - > 10000 N
	Modulus of Rupture UNI EN ISO 10545-04	$> 35 \text{ N/mm}^2$	$> 35 \text{ N/mm}^2$
	Shock Resistance UNI EN ISO 10545-05	Suggested Minimum: $E > 0.55$	Resistant
	Resistance to Deep Abrasion UNI EN ISO 10545-06	Maximum: $175 \text{ mm}^3$	$175 \text{ mm}^2$
	Thermal Linear Expansion UNI EN ISO 10545-08	As Reported	$< 7.5 \times 10^{-4} / ^\circ\text{C}^{-1}$
	Thermal Shock Resistance UNI EN ISO 10545-09	Required	Resistant
	Moisture Expansion UNI EN ISO 10545-10	As Reported	0.001%
	Frost Resistance UNI EN ISO 10545-12	As Reported	Resistant
	Chemical Resistance UNI EN ISO 10545-13	Domestic Chemical Products: GB Acids and Alkalis: As Reported	Complies with the Standard
	Stain Resistance UNI EN ISO 10545-14	Minimum: Class 3	Class 5
<b>PEI</b>	PEI Rating (Scratch Resistance) ASTM C 1027	As Reported	IV
	Dynamic Coefficient of Friction (DCOF) ANSI A137.1	For Level Interior Spaces Expected to be Walked Upon When wet: $> 0.42$	$\geq 0.42$
	Shade Variation	As Reported	V2
	Thickness	As Reported	12" x 24" - 9 mm 24" x 24" - 9 mm 24" x 48" - 9 mm & 20 mm 32" x 32" - 9 mm
	Number of Screens	As Reported	12" x 24" - 18 24" x 24" - 9 24" x 48" - 9 (9mm) 24" x 48" - 5 (20 mm) 32" x 32" - 9

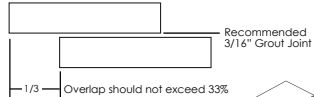
Grout joint required for rectified edge tile  
1/2 broken joint not recommended



MANUFACTURER RECOMMENDS 1/3 OR LESS STAGGERED SPACING



INSTALLATION TIPS



Use a leveling system during installation to reduce lippage



HAPPY FLOORS



DIGITAL INKJET TILE



$\geq 15\%$



STONE



TIMELESS

RECTIFIED PORCELAIN

ABOVE: WHITE  
COVER: TAUPE

TAUPE

# TIMELESS

A natural interpretation of limestone with a bold contemporary character: the dynamic elegance of its veining and vibrant hues adds great personality and balance to both interior and exterior design.



WHITE



GREY



IVORY




TAUPE



GREY

## WHITE



24" x 48"

24" x 24"

12" x 24"



Hexagon Mosaic  
(10" x 14" Sheet)

2" x 2" Mosaic  
(12" x 12" Sheet)

3" x 24"  
Bullnose

## IVORY



24" x 48"

24" x 24"

12" x 24"

32" x 32"

24" X 48" 2cm - Special Order Only

Special Order Only



Hexagon Mosaic  
(10" x 14" Sheet)

2" x 2" Mosaic  
(12" x 12" Sheet)

3" x 24"  
Bullnose

## GREY



24" x 48"

24" x 24"

12" x 24"

32" x 32"

24" X 48" 2cm - Special Order Only

Special Order Only



Hexagon Mosaic  
(10" x 14" Sheet)

2" x 2" Mosaic  
(12" x 12" Sheet)

3" x 24"  
Bullnose

## TAUPE



24" x 48"

24" x 24"

12" x 24"

32" x 32"

24" X 48" 2cm - Special Order Only

Special Order Only



Hexagon Mosaic  
(10" x 14" Sheet)

2" x 2" Mosaic  
(12" x 12" Sheet)

3" x 24"  
Bullnose