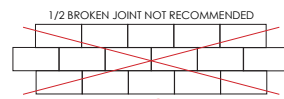




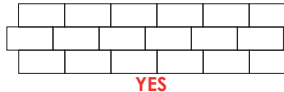
ABOVE: BONE CROSS CUT  
COVER: GREY VEIN CUT

	Technical Specifications	Standard Requirements	Test Results
	Water Absorption UNI EN ISO 10545-03	$E \leq 0.5\%$	$\leq 0.06\%$
	Breaking Strength UNI EN ISO 10545-04	$\geq 1300 \text{ N}$	$\geq 1300 \text{ N}$
	Modulus of Rupture UNI EN ISO 10545-04	$> 35 \text{ N/mm}^2$	$> 35 \text{ N/mm}^2$
	Shock Resistance UNI EN ISO 10545-05	Suggested Minimum: $E > 0.55$	Resistant
	Resistance to Deep Abrasion UNI EN ISO 10545-06	Maximum: $175 \text{ mm}^3$	N/A
	Thermal Linear Expansion UNI EN ISO 10545-08	As Reported	$7.1 \times 10^{-4}/^{\circ}\text{C}^{-1}$
	Thermal Shock Resistance UNI EN ISO 10545-09	Required	Resistant
	Moisture Expansion UNI EN ISO 10545-10	As Reported	$< 0.1 \text{ mm/m}$
	Frost Resistance UNI EN ISO 10545-12	As Reported	Resistant
	Chemical Resistance UNI EN ISO 10545-13	Domestic Chemical Products: GB Acids and Alkalis: As Reported	A-LA-HA
	Stain Resistance UNI EN ISO 10545-14	Minimum: Class 3	Class 5
<b>PEI</b>	PEI Rating (Scratch Resistance) ASTM C 1027	As Reported	IV
	Dynamic Coefficient of Friction (DCOF) ANSI A137.1	For Level Interior Spaces Expected to be Walked Upon When wet: $> 0.42$	$\geq 0.42$
	Shade Variation	As Reported	V2
	Thickness	As Reported	12" x 24" - 10 mm 24" x 24" - 10 mm 24" x 48" - 10 mm
	Number of Screens	As Reported	12" x 24" - 48 24" x 24" - 24 24" x 48" - 12

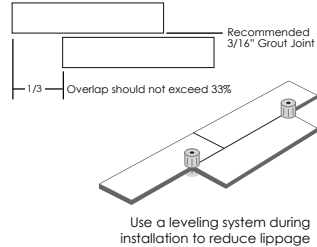
Grout joint required for rectified edge tile  
1/2 broken joint not recommended



MANUFACTURER RECOMMENDS 1/3 OR LESS STAGGERED SPACING



INSTALLATION TIPS



Use a leveling system during installation to reduce lippage



HAPPY FLOORS



DIGITAL INKJET TILE



≥ 30%

ECO FRIENDLY



STONE

NAVONA

RECTIFIED PORCELAIN



GREY VEIN CUT



# NAVONA

The Navona collection emulates the natural look of unfilled travertine, blending the stone's timeless beauty with contemporary sizes for both floor and wall applications. This collection stands out for its realistic appearance and offers two graphic versions for each color: vein and cross. Vein cutting highlights layers of calcareous material with visible striations, while cross cutting creates surfaces with light and dark clouded areas, offering the perfect look for any space.

GREY CROSS CUT



BONE CROSS CUT



HONEY VEIN CUT

## FORMATS


### BONE CROSS CUT



24" x 48"



24" x 24"



12" x 24"



4" x 12" Brick



3" x 24" Bullnose



2" x 2" Mosaic (12' x 12' Sheet)

### HONEY CROSS CUT



24" x 48"



24" x 24"



12" x 24"



4" x 12" Brick



3" x 24" Bullnose



2" x 2" Mosaic (12' x 12' Sheet)


### GREY CROSS CUT



24" x 48"



24" x 24"



12" x 24"



4" x 12" Brick



3" x 24" Bullnose



2" x 2" Mosaic (12' x 12' Sheet)

### BONE VEIN CUT



24" x 48"



24" x 24"



12" x 24"



4" x 12" Brick



3" x 24" Bullnose



2" x 2" Mosaic (12' x 12' Sheet)

### HONEY VEIN CUT



24" x 48"



24" x 24"



12" x 24"



4" x 12" Brick



3" x 24" Bullnose



2" x 2" Mosaic (12' x 12' Sheet)

### GREY VEIN CUT



24" x 48"



24" x 24"



12" x 24"



4" x 12" Brick



3" x 24" Bullnose



2" x 2" Mosaic (12' x 12' Sheet)