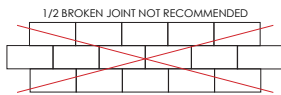




ABOVE: SAND  
COVER: CLOUD

	Technical Specifications	Standard Requirements	Test Results
	Water Absorption UNI EN ISO 10545-03	$E \leq 0.5\%$	$\leq 0.5\%$
	Breaking Strength UNI EN ISO 10545-04	$\geq 1300 \text{ N}$	$\geq 1300 \text{ N}$
	Modulus of Rupture UNI EN ISO 10545-04	$> 35 \text{ N/mm}^2$	$> 35 \text{ N/mm}^2$
	Shock Resistance UNI EN ISO 10545-05	Suggested Minimum: $E > 0.55$	Resistant
	Resistance to Deep Abrasion UNI EN ISO 10545-06	Maximum: $175 \text{ mm}^3$	$\leq 175 \text{ mm}^2$
	Thermal Linear Expansion UNI EN ISO 10545-08	As Reported	$6.9 \times 10^{-4}/^{\circ}\text{C}^{-1}$
	Thermal Shock Resistance UNI EN ISO 10545-09	Required	Resistant
	Moisture Expansion UNI EN ISO 10545-10	As Reported	Resistant
	Frost Resistance UNI EN ISO 10545-12	As Reported	Resistant
	Chemical Resistance UNI EN ISO 10545-13	Domestic Chemical Products: GB Acids and Alkalis: As Reported	Class A
	Stain Resistance UNI EN ISO 10545-14	Minimum: Class 3	Class 5
	PEI Rating (Scratch Resistance) ASTM C 1027	As Reported	Foam, Cloud, Sand: IV Tide: III
	Dynamic Coefficient of Friction (DCOF) ANSI A137.1	For Level Interior Spaces Expected to be Walked Upon When wet: $> 0.42$	$> 0.42$
	Shade Variation	As Reported	V3
	Thickness	As Reported	12" x 24" - 9 mm 24" x 24" - 9 mm 24" x 48" - 9.5 mm
	Number of Screens	As Reported	12" x 24" - 60 24" x 24" - 30 24" x 48" - 20

Grout joint required for rectified edge tile  
1/2 broken joint not recommended



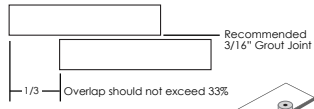
NO

MANUFACTURER RECOMMENDS 1/3 OR LESS STAGGERED SPACING



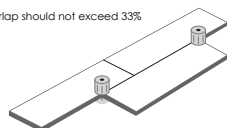
YES

INSTALLATION TIPS



Recommended  
3/16" Grout Joint

1/3 Overlap should not exceed 33%



Use a leveling system during  
installation to reduce lippage



HAPPY FLOORS



DIGITAL INKJET TILE



≥ 18%



STONE



WALL: CLOUD  
FLOOR: TIDE

# WAVES

RECTIFIED PORCELAIN



# WAVES

The Waves collection, a stone-look porcelain tile, stands out with bold veining resembling "waves" moved by the wind, creating a truly unique surface. Available in four colors and three formats—12x24, 24x24, and 24x48—each shade showcases intense graphics with contrasting veins and colors, enhancing their beauty and making the series unique, dynamic, and original.

CLOUD



SAND

## FORMATS

### FOAM



24" x 48"      24" x 24"      12" x 24"




2" x 2" Mosaic  
(12' x 12' Sheet)



3" x 24"  
Bullnose

### CLOUD



24" x 48"      24" x 24"      12" x 24"




2" x 2" Mosaic  
(12' x 12' Sheet)



3" x 24"  
Bullnose

### SAND



24" x 48"      24" x 24"      12" x 24"



2" x 2" Mosaic  
(12' x 12' Sheet)



3" x 24"  
Bullnose

### TIDE



24" x 48"      24" x 24"      12" x 24"



2" x 2" Mosaic  
(12' x 12' Sheet)



3" x 24"  
Bullnose



FOAM