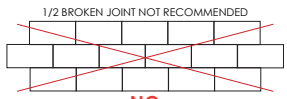




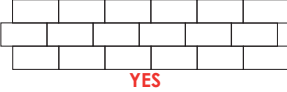
ABOVE: PEBBLE  
COVER: FLOOR - SAND, WALL - RIVER ROCK

	Technical Specifications	Standard Requirements	Test Results
	Water Absorption UNI EN ISO 10545-03	$E \leq 0.5\%$	$\leq 0.5\%$
	Breaking Strength UNI EN ISO 10545-04	$\geq 1300 \text{ N}$	12" x 24", 24" x 24", 24" x 48", 48" x 48" - >1300 N 48" x 110" - >700 N
	Modulus of Rupture UNI EN ISO 10545-04	$> 35 \text{ N/mm}^2$	$> 35 \text{ N/mm}^2$
	Shock Resistance UNI EN ISO 10545-05	Suggested Minimum: $E > 0.55$	Resistant
	Resistance to Deep Abrasion UNI EN ISO 10545-06	Maximum: $175 \text{ mm}^3$	$< 175 \text{ mm}^2$
	Thermal Linear Expansion UNI EN ISO 10545-08	As Reported	$5.5 \times 10^{-4} / ^\circ\text{C}^{-1}$
	Thermal Shock Resistance UNI EN ISO 10545-09	Required	Resistant
	Moisture Expansion UNI EN ISO 10545-10	As Reported	Resistant
	Frost Resistance UNI EN ISO 10545-12	As Reported	Resistant
	Chemical Resistance UNI EN ISO 10545-13	Domestic Chemical Products: GB Acids and Alkalis: As Reported	A-LA-HA
	Stain Resistance UNI EN ISO 10545-14	Minimum: Class 3	Class 3
	PEI Rating (Scratch Resistance) ASTM C 1027	As Reported	IV
	Dynamic Coefficient of Friction (DCOF) ANSI A137.1	For Level Interior Spaces Expected to be Walked Upon When wet: $> 0.42$	$> 0.42$
	Shade Variation	As Reported	V2
	Thickness	As Reported	12" x 24" - 9 mm 24" x 24" - 9 mm 24" x 48" - 9 mm 48" x 48" - 9 mm 48" x 110" - 6 mm
	Number of Screens	As Reported	12" x 24" - 36 24" x 24" - 24 24" x 48" - 12 48" x 48" - 8 48" x 110" - 3

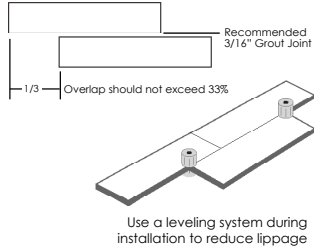
Grout joint required for rectified edge tile  
1/2 broken joint not recommended



MANUFACTURER RECOMMENDS 1/3 OR LESS STAGGERED SPACING



INSTALLATION TIPS



HAPPY FLOORS




≥ 30%



# CARDOSIA

GLAZED RECTIFIED PORCELAIN





# CARDOSIA

Cardosia porcelain collection features a mesmerizing blend of colors and patterns, making each piece truly one-of-a-kind. It showcases a rich palette of earthy tones, creamy beiges, and subtle hints of gray. The stone's intricate veining and natural variations create a sophisticated and timeless look, perfect for adding elegance to any space.

RIVER ROCK



SAND



SOIL

## FORMATS

### SAND

				
24" x 48"	24" x 24"	12" x 24"	3" x 24" Bullnose	2" x 2" Mosaic (12' x 12' Sheet)
				
48" x 110" Special Order Only	48" x 48" Special Order Only			








### PEBBLE

				
24" x 48"	24" x 24"	12" x 24"	3" x 24" Bullnose	2" x 2" Mosaic (12' x 12' Sheet)
				
48" x 110" Special Order Only	48" x 48" Special Order Only			

### RIVER ROCK

				
24" x 48"	24" x 24"	12" x 24"	3" x 24" Bullnose	2" x 2" Mosaic (12' x 12' Sheet)
				
48" x 110" Special Order Only	48" x 48" Special Order Only			

### SOIL

				
24" x 48"	24" x 24"	12" x 24"	3" x 24" Bullnose	2" x 2" Mosaic (12' x 12' Sheet)
				
48" x 110" Special Order Only	48" x 48" Special Order Only			