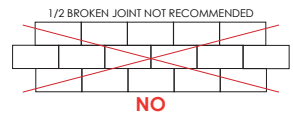


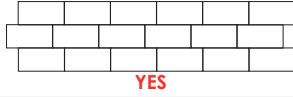


	Technical Specifications	Standard Requirements	Test Results
	Water Absorption UNI EN ISO 10545-03	E ≤ 0.5%	Standard: ≤ 0.5% Paver: ≤ 0.1%
	Breaking Strength UNI EN ISO 10545-04	≥ 1300 N	≥ 1300 N
	Modulus of Rupture UNI EN ISO 10545-04	> 35 N/mm ²	Standard: > 35 N/mm ² Paver: > 45 N/mm ²
	Shock Resistance UNI EN ISO 10545-05	Suggested Minimum: E > 0.55	N/A
	Resistance to Deep Abrasion UNI EN ISO 10545-06	Maximum: 175 mm ³	Standard: < 175 mm ³ Paver: < 140 mm ³
	Thermal Linear Expansion UNI EN ISO 10545-08	As Reported	≤ 7 x 10 ⁻⁶ /°C ⁻¹
	Thermal Shock Resistance UNI EN ISO 10545-09	Required	Resistant
	Moisture Expansion UNI EN ISO 10545-10	As Reported	0 mm/m
	Frost Resistance UNI EN ISO 10545-12	As Reported	Resistant
	Chemical Resistance UNI EN ISO 10545-13	Domestic Chemical Products: UB/ GB Acids and Alkalis: As Reported	Standard: Class A Pavers: Class A
	Stain Resistance UNI EN ISO 10545-14	Minimum: Class 3	Standard: Class 5 Pavers: Class 3
PEI	PEI Rating (Scratch Resistance) ASTM C 1027	As Reported	W, CG, AV- V NO, DG, N- IV TP- III
	Dynamic Coefficient of Friction (DCOF) ANSI A137.1	For Level Interior Spaces Expected to be Walked Upon When wet: ≥ 0.42	≥ 0.42
	Shade Variation	As Reported	V2
	Thickness	As Reported	Standard - 10 mm 12" x 24" 24" x 48" 24" x 24" 48" x 48" Pavers - 20 mm 24" x 24" 36" x 36" Gauged - 6.5 mm 48" x 48" 48" x 110"
	Number of Screens	As Reported	12" X 24" - 96 24" X 24" - 48 24" X 48" - 24 48" X 48" - 12 48" x 110" - 4

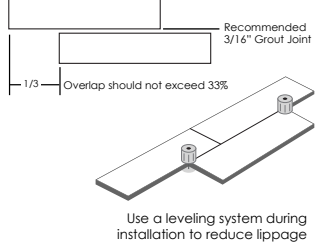
Grout joint required for rectified edge tile
1/2 broken joint not recommended



MANUFACTURER RECOMMENDS 1/3 OR LESS STAGGERED SPACING



INSTALLATION TIPS



Use a leveling system during installation to reduce lippage




CONCRETE
PORCELAIN PAVERS

AZUMA 2.0


FULL BODY RECTIFIED PORCELAIN
& RECTIFIED PORCELAIN PAVERS






FULL BODY RECTIFIED PORCELAIN


W




AV




NO




TP




CG



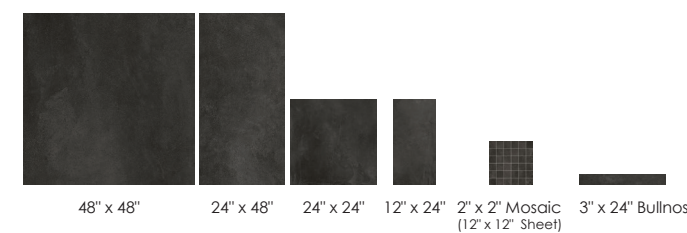
AG



DG



N




PORCELAIN PAVERS

OUTDOOR NATURAL FINISH 2CM (3/4\") PAVERS

Available in five colors: W, CG, AV, NO, and DG, the Azuma collection of 2CM pavers are ideal for creating spaces that are guided by serenity.

W



CG



AV



NO



DG



AZUMA 2.0

Subtle in its approach, the Azuma collection is a soft take on a concrete-look porcelain tile. Quiet shifts in tone can be seen throughout each tile, creating a design that is industrial but less cold than other concrete-looks. This discretely impressive collection is a nod to the simplicity of Japanese aesthetics.

SPECIAL ORDERS: 48\"/>

