



WWW.HAPPY-FLOORS.COM

STRATUS


Porcelain



STRATUS				
TECHNICAL CHARACTERISTICS	Reference Standard	Standard Requirements	Test Results	
			NATURAL	POLISHED
Water Absorption	UNI EN ISO 10545-03	<0.5%	E<0.1%	
Breaking strength	UNI EN ISO 10545-04	Minimum: 1300N	>1700	
Modulus of Rupture	UNI EN ISO 10545-4	Minimum: 35N/mm ²	>40	
Resistance to abrasion of glazed tiles (PE)	UNI EN ISO 10545-07	See manufacturer's declaration	On Class 4 Grigo Class 4	On Class 5 Grigo Class 5
Thermal Linear Expansion	UNI EN ISO 10545-08	As Reported	7.5 x10 ⁻⁴ /°C	
Thermal Shocks Resistance	UNI EN ISO 10545-09	-	Resistant	
Frost Resistance	UNI EN ISO 10545-12	As Reported	Resistant	
Chemical Resistance	UNI EN ISO 10545-13	Domestic Chemical Products (LBU/GB)	GA	
		Acids and Alkalis: As Reported	GLA	GLB
Stain Resistance	UNI EN ISO 10545-14	Minimum: Class 3	CLASSE 4-5	CLASSE 4-5
DCOF	ANSI A137.1	For Level Interior Spaces Expected to be Walked Upon When Wet	WET: >0.42	
Friction coefficient (slipperiness)	DIN 51130	-	-	-
Shade Variation	Not Available	As Reported	V2	
Thickness	UNI EN ISO 10545-02	As Reported	±5%	
Number of Screens	Not Available	As Reported	60x120 (24"x48") 18 screens	
			30x60 (12"x24") 48 screens	
			10x30 (4"x12") 288 screens	



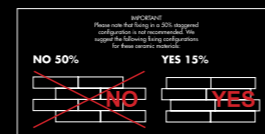
AMOUNT OF COLOUR VARIATION
V2
MEDIUM COLOR VARIATION



HAPPY FLOORS




I-Design
Collection



GRAOUT JOINT REQUIRED FOR RECTIFIED EDGE TILE
1/2" BROKEN JOINT NOT RECOMMENDED

STRATUS

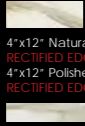
ORO



24"x48" Natural
RECTIFIED EDGE
24"x48" Polished
RECTIFIED EDGE



4"x12" Natural
RECTIFIED EDGE
4"x12" Polished
RECTIFIED EDGE



3"x24" Natural
RECTIFIED EDGE
3"x24" Polished
RECTIFIED EDGE



2"x2" Mosaic Natural
(12"x12" Sheet)
2"x2" Mosaic Polished
(12"x12" Sheet)



Muretto Mosaic
Natural (12"x12" Sheet)
Muretto Mosaic
Polished (12"x12" Sheet)



Hexagon Mosaic Natural
(12"x14" Sheet)
Hexagon Mosaic Polished
(12"x14" Sheet)



Rhomboid Mosaic
Natural (12.5"x13.5" Sheet)
Rhomboid Mosaic
Polished (12.5"x13.5" Sheet)



Rope Mosaic Natural
(13"x14.5" Sheet)
Rope Mosaic Polished
(13"x14.5" Sheet)
Net Coverage: 0.9 Sqft




Elongated Hex Mosaic
Natural (12"x12" Sheet)
Elongated Hex Mosaic
Polished (12"x12" Sheet)

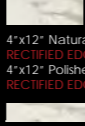
GRIGIO



24"x48" Natural
RECTIFIED EDGE
24"x48" Polished
RECTIFIED EDGE



4"x12" Natural
RECTIFIED EDGE
4"x12" Polished
RECTIFIED EDGE



3"x24" Natural
RECTIFIED EDGE
3"x24" Polished
RECTIFIED EDGE



2"x2" Mosaic Natural
(12"x12" Sheet)
2"x2" Mosaic Polished
(12"x12" Sheet)



Muretto Mosaic
Natural (12"x12" Sheet)
Muretto Mosaic
Polished (12"x12" Sheet)



Hexagon Mosaic
Natural (12"x14" Sheet)
Hexagon Mosaic
Polished (12"x14" Sheet)



Rhomboid Mosaic
Natural (12.5"x13.5" Sheet)
Rhomboid Mosaic
Polished (12.5"x13.5" Sheet)



Rope Mosaic Natural
(12.5"x13.5" Sheet)
Rope Mosaic Polished
(12.5"x13.5" Sheet)
Net Coverage: 0.9 Sqft



Elongated Hex Mosaic
Natural (12"x12" Sheet)
Elongated Hex Mosaic
Polished (12"x12" Sheet)

GROUT JOINT REQUIRED FOR RECTIFIED EDGE TILE
1/2 BROKEN JOINT NOT RECOMMENDED

